





Highprofile

TIMBER

Highprofile Painted shutters transform both traditional and contemporary interiors. Made from 100% premium poplar, a low-density light coloured hardwood, they possess a fine texture and flawless finish. Available in a range of standard, personalised and colour-matched hues, these timeless shutters are painted with quality 2-pack polyurethane paint.



COMPOSITION 100% Poplar timber and Poplar blades

CONSTRUCTION 2 stage rebated, fluted mortise and tenon joint

COLOURS 12 standard colours

FEATURES Polyurethane system for frame, 3 undercoats and top coat

BLADE SIZES 64mm, 89mm, 89mm (flat), 114mm

APPLICATIONS Fixed, Hinged, Multi-fold, Sliding

CUSTOM Yes. Custom colour matching and shapes.

WARRANTY




WARRANTY PRODUCT LIMITS


INSTALLATION METHOD	WIDTH			HEIGHT			PANEL BREAKS			
	MIN	MAX	MAX NON WARRANTY	MIN	MAX	MAX NON WARRANTY	MID-RAIL(S) REQUIRED	SPLIT ROTATION BY BLADE SIZE		
								64	89	114
Hinged: All Types	200	1050	1200	400	3000	N/A	1800, 2700	1100	1300	1200
Double Hinged	200	600	700	400	3000	N/A	1800, 2700	1100	1300	1200
Panel Only	200	1050	1200	400	3000	N/A	1800, 2700	1100	1300	1200
Fixed	200	1050	1200	400	3000	N/A	1800, 2700	1100	1300	1200
Sliding	200	1050	1200	400	3000	N/A	1800, 2700	1100	1300	1200
Multi-Fold	200	600	700	400	3000	N/A	1800, 2700	1100	1300	1200




COLOUR RANGE




White




Silk White




Shell




Pearl




Clotted Cream




Ivory




Alabaster




Antique White




Dove



Grey



Whisper White



Sandy Day



Highprofile

TIMBER

Highprofile Stained shutters provide the rich luxurious appeal of natural timber. Made from 100% premium basswood, chosen expressly for its even grain and light colour, these shutters complement all interior styles. Available in a range of popular stains, the indistinct grain enhances the colouring process for a uniform texture across both lighter and darker shades.



COMPOSITION	100% Basswood, solid lengths, individually colour-batched
CONSTRUCTION	2 stage rebated, fluted mortise and tenon joint
COLOURS	10 standard stain finishes
FEATURES	Stained, sealed, sanded and top coated

BLADE SIZES	64mm, 89mm, 89mm (flat), 114mm
APPLICATIONS	Fixed, Hinged, Multi-fold, Sliding
CUSTOM	Yes. Custom colour matching and shapes.

WARRANTY



WARRANTY PRODUCT LIMITS

INSTALLATION METHOD	WIDTH			HEIGHT			PANEL BREAKS			
	MIN	MAX	MAX NON WARRANTY	MIN	MAX	MAX NON WARRANTY	MID-RAIL(S) REQUIRED	SPLIT ROTATION BY BLADE SIZE		
								64	89	114
Hinged: All Types	200	1050	1200	400	3000	N/A	1800, 2700	1100	1300	1200
Double Hinged	200	600	700	400	3000	N/A	1800, 2700	1100	1300	1200
Panel Only	200	1050	1200	400	3000	N/A	1800, 2700	1100	1300	1200
Fixed	200	1050	1200	400	3000	N/A	1800, 2700	1100	1300	1200
Sliding	200	1050	1200	400	3000	N/A	1800, 2700	1100	1300	1200
Multi-Fold	200	600	700	400	3000	N/A	1800, 2700	1100	1300	1200



COLOUR RANGE



Natural



Light Oak



Sugar Maple



Honey Oak



Walnut



Golden Oak



Auburn Chestnut



Cherry



Black Walnut



Wenge



Dark Java



Warm Cherry



Rich Mahogany

