

SHEERVIEW

WINDOW FURNISHINGS



ALUMINIUM SHUTTERS

Weatherwell

STANDARD

Weatherwell shutters present a number of solutions for high traffic, wet and outdoor areas. Combining strength with style, they are available in a range of blade sizes, powdercoat colours and timber grain finishes. Weatherwell aluminium shutters set the standard for alfresco and contemporary living.



COMPOSITION 1.4mm gauge, marine-grade aluminium with reinforced joints

COATING Powdercoat, timber-grain finish or liquid bake

COLOURS 4 standard colours and 4 timber-grain finishes

FEATURES Flush or key lock patio bolts

BLADE SIZES 64mm, 89mm, 115mm

APPLICATIONS Fixed, Hinged, Multi-fold, Sliding

CUSTOM Yes. Custom colour matching and shapes.

WARRANTY




WARRANTY PRODUCT LIMITS

INSTALLATION METHOD	WIDTH			HEIGHT			PANEL BREAKS			
	MIN	MAX	MAX NON WARRANTY	MIN	MAX	MAX NON WARRANTY	MID-RAIL(S) REQUIRED	APPROX SPLIT ROTATION BY BLADE SIZE		
								64	89	114
Hinged: All Types	200	870	900	400	3400	N/A	2000, 3000	1000	1200	1200
Double Hinged	200	400	450	400	3400	N/A	2000, 3000	1000	1200	1200
Panel Only	200	1500	1600	400	3400	N/A	2000, 3000	1000	1200	1200
Fixed	200	1500	1600	400	3400	N/A	2000, 3000	1000	1200	1200
Sliding	200	1500	1600	400	3400	N/A	2000, 3000	1000	1200	1200
Multi-Fold	200	700	750	400	3400	N/A	2000, 3000	1000	1200	1200




COLOUR RANGE


Standard Colours




White



Pearl



Silver



Black

Wood Grain Finish



Light Cedar



Golden Oak



Walnut



Weatherwell

— FIXED LOUVRE —

Weatherwell Fixed Louvre is a high quality aluminium shutter range featuring fixed louvre blades for privacy and security. Inventive construction ensures no visible weld between the louvre and the stile, for a clean and seamless look.



COMPOSITION 1.4mm gauge, marine-grade aluminium with reinforced joints

COATING Powdercoat, timber-grain finish or liquid bake

COLOURS 4 standard colours

FEATURES 3mm stile (timber grain finishes) and 30mm stile

BLADE SIZES 89mm

APPLICATIONS Fixed, Sliding, Bi-fold

CUSTOM Yes. Custom colours

WARRANTY PRODUCT LIMITS


WARRANTY




INSTALLATION METHOD	WIDTH			HEIGHT			PANEL BREAKS			
	MIN	MAX	MAX NON WARRANTY	MIN	MAX	MAX NON WARRANTY	MID-RAIL(S) REQUIRED	SPLIT ROTATION BY BLADE SIZE		
								64	89	114
Hinged	200	870	900	400	3600	N/A	N/A	N/A	N/A	N/A
Double Hinged	200	400	450	400	3600	N/A	N/A	N/A	N/A	N/A
Panel Only	200	1500	1600	400	3600	N/A	N/A	N/A	N/A	N/A
Fixed	200	1500	1600	400	3600	N/A	N/A	N/A	N/A	N/A
Sliding	200	1500	1600	400	3600	N/A	N/A	N/A	N/A	N/A
Multi-Fold	200	700	750	400	3600	N/A	N/A	N/A	N/A	N/A




COLOUR RANGE




White



Pearl



Silver



Black

SHEERVIEW

WINDOW FURNISHINGS